

Executive Chairs

TITAN



The TITAN series for CEO's helps you to feel comfortable while seated because it touches the body line softly, like a gentle embrace, and offers proper fitting. In addition, the steel armrests, which are finished with the same material pads as the back and hip plates, create a two-toned, modern look through a balance between the two materials, leather and steel, as well as a soft feeling.

FEATURES

- Lumbar support
- Synchronized tilting
- Seat depth adjustment
- Height adjustment
- Multi-limited tilt adjustment (3-Level)
- Tilt tension adjustment
- Multi-locking system
- Armrest Height Adjustment
- Front & Rare, Multi-Angle Armrest Adjustment
- Polyurethane injected armrest
- Polished aluminum die casting base with nylon casters

ITEM LIST

Executive Chair



TI-101S
25 x 24 x 48



TI-102S
25 x 25 x 40



TI-101A
27 x 25 x 49



TI-102A
27 x 25 x 41



TI-201B
25 x 25 x 48




TI-202B
25 x 25 x 40



TI-104E
25 x 26 x 37

COLOR OPTIONS


Artificial Leather



Ivory




Black



Brown


Genuine Leather



Black



Dark Brown



Brown

* Please bear in mind that color may slightly different from actual item.
* Please contact our sales department to request a color swatch sample.